

# Office 365 Education for Students

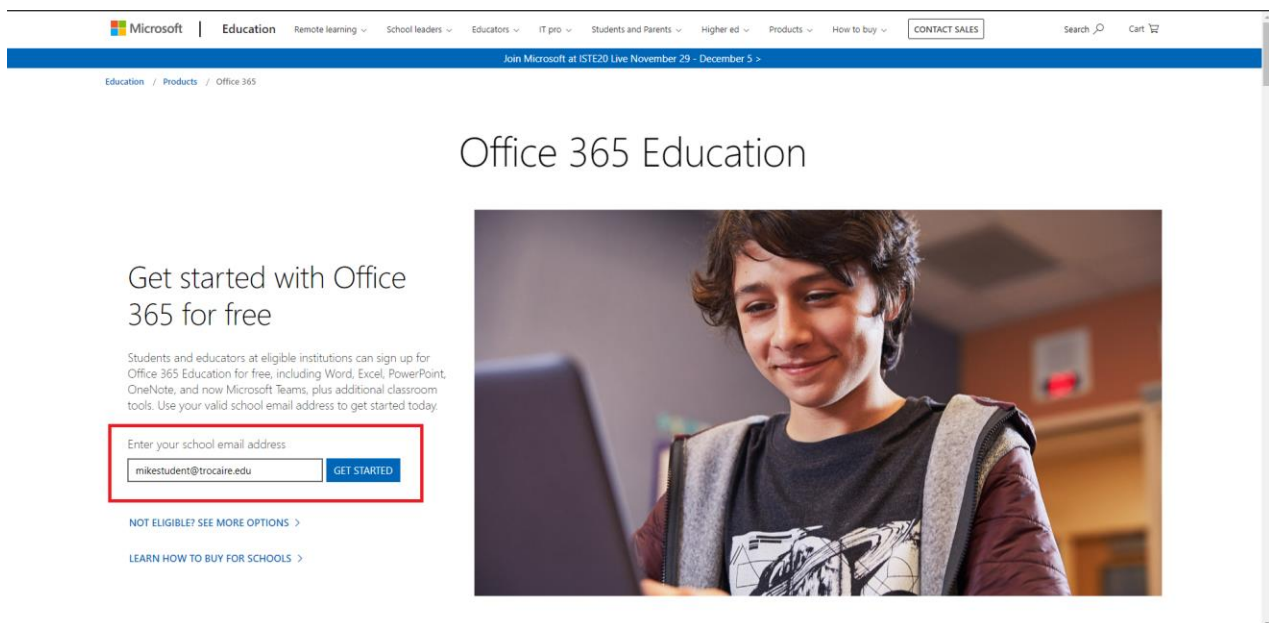
## What is Office 365 Education for Students?

Office 365 Education for Students is an Office 365 plan that is available for free to students who attend academic institutions that have purchased Office for faculty and staff. It is available at the link below.

<https://www.microsoft.com/en-us/education/products/office>

## How to create your Office 365 account

Enter your Trocaire email address in the box highlighted below. ex. MikeStudent@trocaire.edu.



Select your account type.

Office 365 Education

## Are you a student or a teacher?

Office 365 Education includes Microsoft Teams and other tools you need for your online classroom. Teams allows students and teachers to chat, work on assignments, and co-create documents. If you're an IT admin, [sign up your school](#).

I'm a student ↻

I'm a teacher ↻

Enter your personal details, you will also be sent a verification code to your Trocaire email that you will need to enter in the highlighted box.

## Create your account

Mike Student

.....

.....

We sent a verification code to [mikestudent@trocaire.edu](mailto:mikestudent@trocaire.edu). Enter the code to complete signup.

[resend signup code](#)

United States

[Not seeing your country or region?](#)

Microsoft will send you promotions and offers about Microsoft products and services for businesses. You can unsubscribe anytime.

I would like Microsoft to share my information with select partners so I can receive relevant information about their products and services. To learn more, or to unsubscribe at any time, view the [Privacy Statement](#).

By choosing **Start**, you agree to our [terms and conditions](#) and [Microsoft Privacy Policy](#) and acknowledge that your email address is associated with an organization (and is not a personal use or consumer email address). You also understand an administrator of your organization may assume control over your account and data and that your name, email address, and trial organization name will be visible to other people in your organization. [Learn more](#).

Start 


Set your alternate contact preferences, these are used to reset your password in the future if you are unable to access your account.




mikestudent@trocaire.edu |

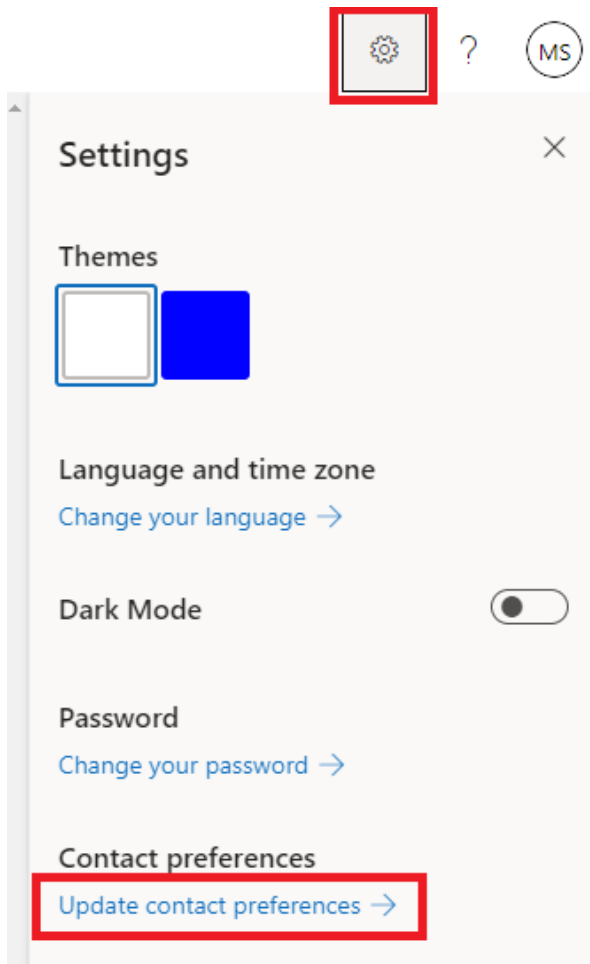
## don't lose access to your account!

To make sure you can reset your password, we need to collect some info so we can verify who you are. We won't use this to spam you - just to keep your account more secure. **You'll need to set up at least 1 of the options below.**

 Authentication Phone is not configured. [Set it up now](#)

 Authentication Email is not configured. [Set it up now](#)

If you are not taken to the above screen you can access it from the settings icon on the main page and clicking on Update contact preferences, highlighted in red below.



Your account is now setup and ready to use. If you need any assistance please contact the help desk at [HelpDesk@trocaire.edu](mailto:HelpDesk@trocaire.edu) or by phone at 716-827-4330.